



ENTRANCE AUTOMATION



ENTRANCE
PRODUCTS



CCTV
PRODUCTS



RFID
CARDS

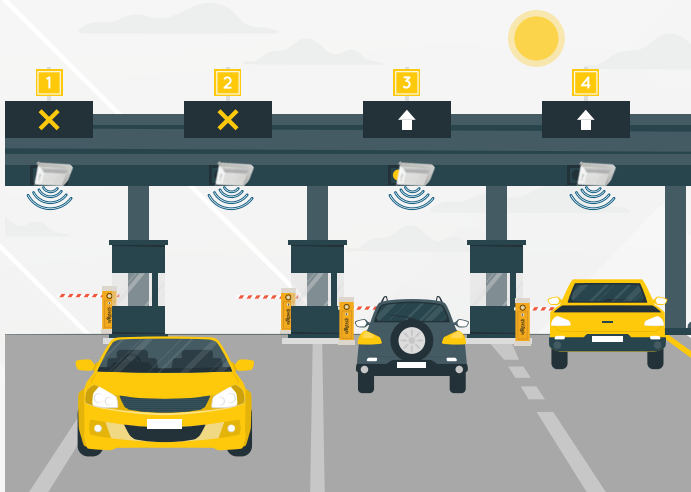


UHF
READER




ACCESS
CONTROLLER

ENTRANCE AUTOMATION



BOOM
BARRIER



ACCESS
CONTROLLER



UHF
READER



ANPR

AUTOMATIC BOOM BARRIER

RESIDENTIAL BARRIER



SY-RB3000

RESIDENTIAL BARRIER
 DRIVE: BLDC MOTOR DRIVE (24VDC)
 OPENING TIME: 3-10 SEC
 BOOM ARM MATERIAL: ALUMINUM
 WITH RED REFLECTIVE STRIPS
 POWDER COATED STEEL
 WEATHER-PROOF FEATURE
 DUTY CYCLE 100%
***LED BARRIER AVAILABLE**



SY-RB2500

RESIDENTIAL BARRIER
 DRIVE: BLDC MOTOR DRIVE (24VDC)
 OPENING TIME: 2.5-8 SEC
 BOOM ARM MATERIAL: ALUMINUM
 WITH RED REFLECTIVE STRIPS
 POWDER COATED STEEL
 WEATHER-PROOF FEATURE
 DUTY CYCLE 100%
***LED BARRIER AVAILABLE**

PARKING BARRIER



SY-PB2500

PARKING BARRIER
 DRIVE: BLDC MOTOR DRIVE (24VDC)
 OPENING TIME: 2.5-4 SEC
 BOOM ARM MATERIAL: ALUMINUM
 WITH RED REFLECTIVE STRIPS
 POWDER COATED STEEL
 WEATHER-PROOF FEATURE
 DUTY CYCLE 100%
***LED BARRIER AVAILABLE**



SY-PB800

PARKING BARRIER
 DRIVE: BLDC MOTOR DRIVE (24VDC)
 OPENING TIME: 0.8-1.5 SEC
 BOOM ARM MATERIAL: ALUMINUM
 WITH RED REFLECTIVE STRIPS
 POWDER COATED STEEL
 WEATHER-PROOF FEATURE
 DUTY CYCLE 100%
***LED BARRIER AVAILABLE**

TOLL BARRIER



SY-TB900

TOLL BARRIER
 DRIVE: BLDC MOTOR DRIVE (24VDC)
 OPENING TIME: 0.9-1 SEC
 ADJUSTABLE BOOM: UPTO 3mtr
 HIGH QUALITY POWDER COATED STEEL
 WEATHER-PROOF FEATURE
 DUTY CYCLE 100%



SY-TB600

TOLL BARRIER
 DRIVE: BLDC MOTOR DRIVE (24VDC)
 OPENING TIME: 0.6-0.9 SEC
 ADJUSTABLE BOOM: UPTO 3mtr
 ROUND BOOM
 HIGH QUALITY POWDER COATED STEEL
 WEATHER-PROOF FEATURE
 DUTY CYCLE 100%



SY-HB600

HIGH SPEED BARRIER
 DRIVE: BLDC MOTOR DRIVE (24VDC)
 OPENING TIME: 0.3-0.6 SEC
 ADJUSTABLE BOOM: UPTO 2.5-3 mtr
 ROUND BOOM
 HIGH QUALITY POWDER COATED STEEL
 WEATHER-PROOF FEATURE
 DUTY CYCLE 100%

INTEGRATED UHF READER

LONG RANGE READER (UPTO 15 METER)



SY-U15001200-RJ

INTERFACE: RS232, WIEGAND/TCP/IP
 RS485 & USB INTERFACE ARE OPTIONAL
 FREQUENCY: 865-868MHZ
 RANGE: 15 MTR*



SY-U15001200

INTERFACE: RS232, WIEGAND
 RS485 & USB INTERFACE ARE OPTIONAL
 FREQUENCY: 865-868MHZ
 RANGE: 15 MTR*

MID RANGE READER (UPTO 6 METER)



SY-U60019001-RJ

INTERFACE: RS232, WIEGAND/TCP/IP
 RS485 & USB INTERFACE ARE OPTIONAL
 FREQUENCY: 865-868MHZ
 RANGE: 6 MTR*




SY-U60019001

INTERFACE: RS232, WIEGAND
 RS485 & USB INTERFACE ARE OPTIONAL
 FREQUENCY: 865-868MHZ
 RANGE: 6 MTR*


ACCESS CONTROLLER




SY-AC1
1 DOOR / 2 READER



SY-AC2
2 DOOR / 4 READER



SY-AC4
4 DOOR / 8 READER



ACCESS CONTROLLER HOUSING
SY-H50 / SY-H100

ANPR CAMERA



SY-30B-2M

2MP ANPR CAMERA, CAPTURE SPEED RANGE 0-70KM/H
IMAGE SENSOR: 1/2.8 "CMOS, ELECTRONIC SHUTTER: 1/25 S
~ 1/100000S, LENS: 2.8~12MM@F1.4, MOTORIZED AND
7~22MM@F1.6, MOTORIZED, WIDE DYNAMIC RANGE:
120DB, SMART INTELLIGENT ANALYTICS VIDEO TAMPERING
DETECTION, SCENE CHANGE DETECTION, LICENSE PLATE
RECOGNITION, POWER SUPPLY DC12V/POE



SY-30B-4M

4MP ANPR CAMERA CAPTURE SPEED RANGE 0~100KM/H
IMAGE SENSOR 1/1.79 "CMOS, ELECTRONIC SHUTTER: 1/3
S~1/100000S, LENS 8~32MM@F1.7, MOTORIZED, WIDE
DYNAMIC RANGE 120DB, RS 485 YES, STORAGE BUILT-IN
MICRO SD CARD SLOT; UP TO 256GB, LINE CROSSING,
REGION ENTRANCE/EXITING/INTRUSION (HUMAN/MOTOR
VEHICLE/NON-MOTOR VEHICLE CLASSIFICATION), TARGET
COUNTING BY LINE/AREA, HEAT MAP, FACE DETECTION,
FACE CAPTURE, FACE MATCH, LICENSE PLATE DETECTION
YES, POWER SUPPLY DC12V/POE

ACCESSORIES



LOOP DETECTOR



PHOTO BEAM SENSOR

ABOUT US



Syrotech Networks is a leading technological brand established by GO IP Global Services Pvt. Ltd. With over 30 years of experience, we have specialized in design, development, and Manufacturing of Entrance Products, Security, FTTx, Datacom and Networking .

Our goal is to carve India's name globally in the Fiber & Security industry with high-quality and reliable yet affordable products.



REMOTE CONTROL & MONITORING

THIS FEATURE ENABLES PARKING LOT OPERATORS TO MANAGE MULTIPLE BARRIERS FROM A SINGLE LOCATION, FACILITATING BETTER CONTROL AND COORDINATION.

DURABLE AND WEATHER-RESISTANT

BOOM BARRIERS ARE BUILT TO WITHSTAND HARSH ENVIRONMENTAL CONDITIONS, INCLUDING EXPOSURE TO SUNLIGHT, RAIN, SNOW AND TEMPERATURE FLUCTUATION.

CUSTOMIZABLE DESIGN AND BRANDING

BOOM BARRIERS CAN BE CUSTOMIZED WITH SPECIFIC COLORS, LOGOS OR BRANDING ELEMENTS TO MATCH THE AESTHETICS AND IDENTITY OF THE MATCH THE AESTHETICS AND IDENTITY OF THE PARKING FACILITY OR BUSINESS.

syrotech[®]
NETWORKS

GO IP Global Services Pvt.Ltd.

H-68, Sector-63, Noida-201307(UP.), India

Sales: 9870295096 | 95

Technical: 9289379972

info@syrotech.com

www.syrotech.com